



safewaze.com | (P) 704-262-7893 | (F) 704-262-9051
322 Industrial Court, Concord, NC 28025

TECHNICAL DATA SHEET

FS870

Reusable Roof Anchor



Description	Reusable roof anchor designed to be used as a single anchor point for no more than one person at a time. The anchor will fit any roof pitch, wood or steel. Must use a minimum of 12 #8x2 wood screws (6 per center row each side for wood truss attachment / all holes must be used on both sides for attachment to wood sheathing only) A minimum of 10 #8 x 0.75 in (19.05 mm) long sheet metal screws per side for steel roof attachment. For use on steel roofs 24 gauge or thicker.
Overall Length	11 in (279.4 mm)
Weight	2.44 lbs (1.11 kg)
Material	Steel sheet
Material Thickness	0.14 in (3.53 mm)
Distance (from bottom to top holes)	7.97 in (202.44 mm)
Width of Plate	3 in (76.2 mm)
Number of Holes	16 per side
Hole Diameter	0.19 in (4.83 mm)
Finish	Zinc Plated
Minimum Breaking Load	5,000 lbs
Applicable Standards	Meets OSHA 1926.502 - ANSI Z359.1 - ANSI A10.32

***Anchorages used for attachment of personal fall arrest equipment shall be independent of any anchorage being used to support or suspend platforms and be capable of supporting at least 5,000 (22.2kN) pounds per employee attached.**



FS870 Reusable Roof Anchor User Instructions



General Safety Information

These User Instructions are not to be removed except by the user of this equipment. User Instructions must always be available to the user.

⚠ WARNING ⚠

Compliant fall protection and emergency rescue systems help prevent serious injury during fall arrest. Users must read and understand the User Instructions provided with the product and be properly trained by their employer prior to use per OSHA 29 CFR 1910.66 and 1926.503 or applicable local standards. **Misuse or failure to follow warnings and instructions may result in serious personal injury or death.** For proper use, see supervisor, User Instructions, or call Technical Service at 704-262-7893.

Purpose

FS870 Reusable Roof Anchors are designed to be used as part of a personal fall arrest system, to help limit the fall arrest forces in the event of a fall.

Use Instructions

1. Failure to follow all instructions and limitations on the use of FS870 Reusable Roof Anchors may result in serious personal injury or death.
2. Before using a personal fall arrest system, employees must be trained in accordance with the requirements of OSHA 29 CFR 1910.66 in the safe use of the system and its components.
3. Personal fall arrest systems, including FS870 Reusable Roof Anchors, must be inspected prior to each use for wear, damage, and other deterioration and defective components must be immediately removed from service, in accordance with the requirements of OSHA 29 CFR 1910.66 and 1926.502.
4. The complete fall protection system must be planned (including all components, calculating fall clearance, and swing fall) before using.
5. Users must have a rescue plan, and the means at hand to implement it, that provides the prompt rescue of employees in the event of a fall or assures that employees are able to rescue themselves.
6. Store FS870 Reusable Roof Anchors in a cool, dry, clean environment, out of direct sunlight, when not in use.
7. After a fall occurs, the Reusable Roof Anchor must be removed from service immediately and must not be used again until inspected and determined by an OSHA defined "competent person" to be undamaged and suitable for reuse.

Use Limitations

1. FS870 Reusable Roof Anchors are designed for a single user.
2. FS870 Reusable Roof Anchors must only be used on structures capable of supporting static loads applied in all directions permitted by the fall arrest system of at least: 3,600 lb (16.0 kN) with certification of a qualified person, or 5,000 lb (22.2 kN) without certification.
3. SAFEWAZE™ Reusable Roof Anchors are designed to be used in temperatures ranging from -40°F to +130°F (-40°C to +54°C).

4. Do not expose FS870 Reusable Roof Anchors to chemicals or harsh solutions which may have a harmful effect. Contact SAFEWAZE™ Technical Service with any questions.
5. Caution must be taken when using FS870 Reusable Roof Anchors near moving machinery, electrical hazards, sharp edges, or abrasive surfaces, as contact may cause equipment failure, personal injury, or death.
6. Minors, pregnant women and anyone with a history of either back or neck problems should not use this equipment.
7. Do not use or install equipment without proper training from a "competent person" as defined by OSHA 29 CFR 1926.32(f).
8. Only SAFEWAZE™, or persons or entities authorized in writing by SAFEWAZE™, shall make repairs or alterations to the equipment.

Compatibility Limitations

FS870 Reusable Roof Anchors must only be coupled to compatible connectors. OSHA 29 CFR 1926.502 prohibits snaphooks from being engaged to certain objects unless two requirements are met: it must be a locking type snaphook, and it must be "designed for" making such a connection.

"Designed for" means that the manufacturer of the snaphook specifically designed the snaphook to be used to connect to the equipment in question. The following connections must be avoided, as they are conditions that can result in "rollout" when a nonlocking snaphook is used:

- Direct connection of a snaphook to horizontal lifeline.
- Two (or more) snaphooks connected to one D-ring.
- Two snaphooks connected to each other.
- A snaphook connected back on its integral lanyard.
- A snaphook connected to a webbing loop or webbing lanyard.
- Improper dimensions of the D-ring, rebar, or other connection point in relation to the snaphook dimensions that would allow the snaphook keeper to be depressed by a turning motion of the snaphook.

***Rollout:** A process by which a snaphook or carabiner unintentionally disengages from another connector or object to which it is coupled. (ANSI Z359.1-2007)

Performance

SAFEWAZE™ FS870 Reusable Roof Anchors have a minimum tensile breaking strength of 5,000 lb (22.2 kN) when statically tested in accordance with the requirements of the ANSI Z359.1-07 standard.



FS870 Reusable Roof Anchor User Instructions



Installation

FS870 Reusable Roof Anchors must be installed at the roof peak and located a minimum of 5' inward from leading edge. Additional FS870 Reusable Roof Anchors may be installed along roof peak as needed. Each FS870 Reusable Roof Anchor must be fastened to the roof structure using a minimum of 12 #8x2" screws, in the center row of holes securing the FS870 Reusable Roof Anchor to the roof rafter. Remaining outer holes must be secured to the plywood sheathing. Use all holes provided when securing the FS870 Reusable Roof Anchors to the structure. For installation onto structures other than new, inspect rafter from inside the attic area to ensure that the wood is structurally sound and free from rot and/or other signs of deterioration.

When installed as an anchor point on a fl at surface, on one side of a peaked roof, the connecting fall arrest subsystem must not extend over the peak of the roof to the other side. For work on the opposing roof surface an additional FS870 Reusable Roof Anchor is required to be installed on that side.

FS870 Reusable Roof Anchors used in a horizontal lifeline must be installed in such a way that the horizontal lifeline sag does not pass over the leading edge during a fall arrest.

For steel roof or metal decking applications, surface material must be 24 gauge or thicker. FS870 Reusable Roof Anchors must be installed with a minimum of 10 #8x3/4" long sheet metal screws per side. Anchor must be positioned to apply load in the long axis of the anchor bracket.

After removal of the FS870 Reusable Roof Anchor, surface may require repairs. It is the responsibility of the installer to make applicable repairs to the roof materials.

Inspection

All FS870 Reusable Roof Anchors must be inspected prior to each use, and additionally, by an OSHA defined "competent person," other than the user, annually.

Any equipment that has been subjected to the forces of arresting a fall must be removed from service immediately and must not be used again until inspected and determined by an OSHA defined "competent person" to be undamaged and suitable for reuse.

If inspection reveals any defect, inadequate maintenance, or unsafe condition, remove from service.

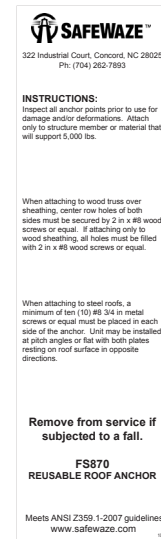
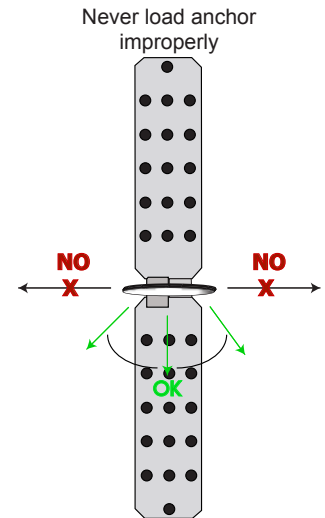
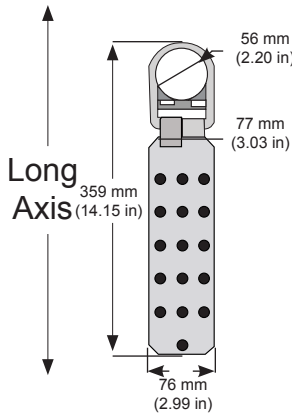
All FS870 Reusable Roof Anchors must be free of cracks, sharp edges, deformation, corrosion, chemical attack, alteration, excessive heating or wear.

All markings must be legible and attached to the product.

Note: Only manufacturer, or entities authorized in writing by the manufacturer, may make repairs to the product.

Cleaning and Maintenance

No cleaning or maintenance is required for this product.



Product Label



SAFEWAZE™
322 Industrail Court
Concord, NC 28025

PHONE: 1-704-262-7893
FAX: 1-704-262-9051
EMAIL: info@safewaze.com

Web: safewaze.com